

***Bring out the shades, the beach balls and the family fun, because the first breeze of summer has officially blown.***

It's time for Summer break!!! A time for the family bonding along with enriching experience of exploring different places, experiences and acquaintance.

To ensure that the children have a constructive holiday, some Holiday Homework and Projects are given which will keep the child active and observant. These projects can be easily done by the children and you could assist only where required. These will indeed provide an enjoyable learning experience.

Wish you and your family a happy time together during the vacation.

Hoping to see you after the summer break with a **BROADER OUTLOOK** and **POSITIVE ATTITUDE**.

Submit the Holiday Homework in neat, well labeled files (subject wise) on A4 sheets to the respective class teacher on the reopening day.

#### **Important dates-**

- Last working of school : 12 April , 2019
- Summer Vacation : 13 April, 2019 to 2 June, 2019
- School Re-opens : 03 June, 2019 (Monday) for Grades IV to XII  
10 June, 2019 (Monday) for PP to Grade III
- Timings : 8:20am to 3:00pm
- Submit your Textbooks and Notebooks on the reopening day.

***Waiting eagerly to see you!!***

#### **Safety tips to keep yourself safe during summers**

- ✓ Apply sunscreen
- ✓ Use umbrella or cap while going out
- ✓ Wear goggles while going out
- ✓ Stay hydrated
- ✓ Eat fresh fruits
- ✓ Drink juices
- ✓ Take shower twice in a day
- ✓ Do not expose to heat
- ✓ Wear cotton clothes

**"SCHOOLS OUT. SUMMERS  
IN. LET THE DRAMA  
STOP AND THE FUN"**

**BEGIN.**






Coordinator

HM/VP

Principal

## CLASS - 4 HOLIDAY HOME WORK 2019-20

Subject	Holiday Home work
English	1) Read any one story of Tenali Rama Krishna and make an attractive book jacket (cover) for the same. 2) Write a paragraph of 10 to 12 sentences on 'unity is strength'.
Mathematics	a) Make Roman numeral table using match sticks / tooth picks. b) Solve any '2' addition and subtraction sums using match sticks / tooth picks Eg: <div style="text-align: center;">  </div>
EVS	Paste / draw pictures of different organ systems in C.W and write one function of each organ of the organ system. (Ch-3)
<b>II-Language</b>	
Telugu	తెలంగాణలోని దర్శనీయ స్థలాల పేర్లు రాసి వాటి గురించి 3 వాక్యాలు రాయండి (చిత్రాలను అతికించండి)
Hindi	क) पालतु पशु और पक्षियों का चित्र चिपकाकर उनके बारे में पाँच वाक्य लिखिए। (A-4 Size sheet) ख) भारत देश में मनाए जाने वाले किन्ही चार त्योहारों का चित्र चिपकाइए और अपने किसी एक मनपसंद त्योहार के बारे में अनुच्छेद लिखिए।
<b>III-Language</b>	
Telugu	ఇచ్చిన చిత్రాలను సేకరించి వాటి పేర్లను రాయండి. ( గంట, తల, కడవ, పడవ శంఖం, గద, పలక, ఈల, ఊయల, హంస )
Hindi	A4 size sheet पर कोई भी एक चित्र बनाकर उसमें वर्णमाला लिखिए तथा उसे सजाइए । (चित्र में दिखाए निर्देश के अनुसार) <div style="display: flex; justify-content: space-around;">   </div>
French	Complete the worksheet given in C.W
Sanskrit	चित्रसहाय्येन दश धातूणां निरूपणं कुरुत ।